

Thursday 9th
January



Mrs. Legg



Nursery Home learning



Phonics

Tuning into Sounds – ‘d’


For each image, say the word with emphasis on the initial sound (‘d’).



dog



door



duck

Challenge! Can you find anymore ‘d’ sounds around your home?

Counting

Can you use your 'finger numbers' to count in a song?



Step 2

In this small step, children will **move fingers when saying counting words**. Sing rhymes such as 1, 2, 3, 4, 5, *Once I Caught a Fish Alive*. Encourage children to move their fingers to show the corresponding numbers as they sing along. Support them to put one more finger up each time they say the next counting word.



Other songs to try...

Baa Baa Black Sheep

Hickory Dickory Dock


3 Little Ducks

Try this fun counting game! [Learn to Count up to 10 with Underwater Counting Maths Game](#)

Number Writing

Can you say the rhyme as you write the number, or trace with your finger?

Start at the top and
down we run,



That's the way we
make a one.



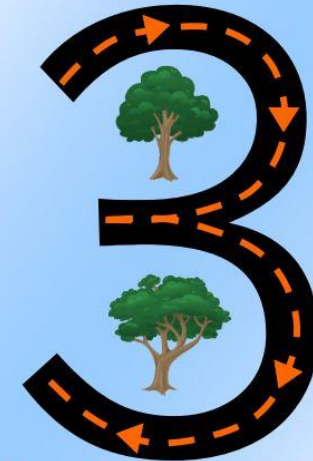
Around and back on a
railroad track



Two, two, two



Around the tree and
around the tree,




That's the way we
make a three.



Theme

Winter Hunt Checklist


Look outside and see if you can spot any of these.



snowy trees



melting snow



footprints



fresh snow




snow jewels



snowflake

My Special People



Draw a picture of people who are special to you.

A large, empty rectangular box with rounded corners, intended for the student to draw a picture of people who are special to them.



Well done!