



Friday 10th
January



Year 1 Home learning





Mrs Harper and Mrs
Jamal

Maths

Choose one or more sets of Daily Drilling questions to answer.

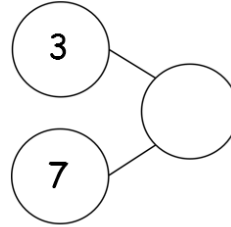
- 1) There are 10 pencils.
Mo takes 2 pencils.
How many are left?



- 2) How many cubes?



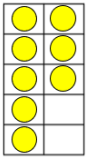
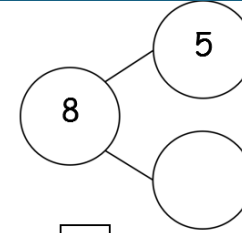
- 3) Complete the part-whole model.



- 4) What number is missing?
5, 4, 2, 1

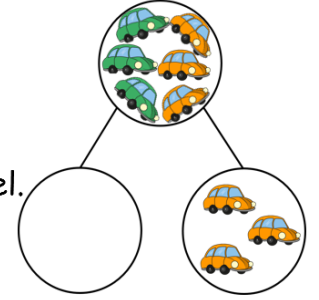
© White Rose Ed

- 1)



- 2) $9 + \square = 10$

- 3) Complete the part-whole model.



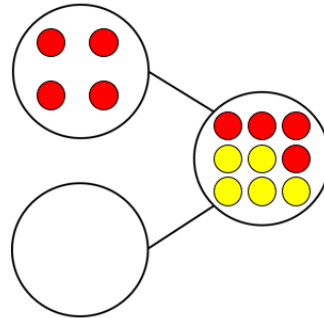
- 4) 4, 5, 6, 7, \square

© White Rose Education 2024

- 1) What is 5 more than 3?



- 2) $\square + 4 = 10$

- 3) Complete the part-whole model.



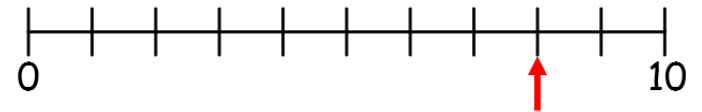
- 4) How many dragons?



- 1)  +  = \square

- 2) $5 + \square = 5$

- 3) What number is the arrow pointing to?



- 4) How many dragons?



Number Bonds

Number bonds are all the pairs of numbers that add together to make a given total.

Below is an example of all the number bonds to 8.

$$8+0=8$$

$$7+1=8$$

$$6+2=8$$

$$5+3=8$$

$$4+4=8$$

$$3+5=8$$

$$2+6=8$$

$$1+7=8$$

$$0+8=8$$

Look at the patterns in each column. What do you notice?

Number Bonds of 10

Can you find the missing number bond to make 10 in the snowman's tummy?



Challenge 1

Once you have found all the missing numbers, can you write these out as equations as we have done in the example.

Challenge 2

Can you work out which two number bonds are missing?

Reading

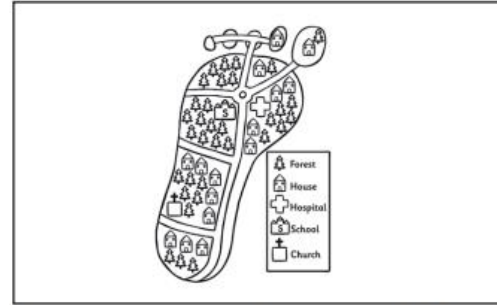
Choose one (or more!) of the phoneme spotter challenges to complete from this and the following two slides.

Make a list of all the words you can find in the story that have the /oi/ digraph.


The Coin in the Soil




Long ago, a boat with a mast set sail.



The men on the boat were looking for Poin Land. They had heard that there was gold there.



Jack got off the boat and went to look. Bob went to join him.



They went to a pond. Next to the pond, there was moist soil. Hidden in the soil, was a gold coin.



On top of the soil, there was a jar of poison.



Jack and Bob did not want to spoil the coin with poison so they got a stick with a point to get the coin. They put it in foil and took it back to the boat.

Reading

Make a list of all the words you can find in the postcard that have the /ay/ digraph.

Dear Fay,

There was such a big delay when I went on holiday to Norway. My ticket was for Saturday but I had to wait until Sunday.

I checked the flight on the display and it said 'DELAYED' in big, red letters. I had to stay in the airport overnight so I lay across some chairs and played with my crayons.

Sway Airways felt bad for the delay and said I did not need to pay and I got a free tray of food on the way to Norway.

Did you have a good birthday yesterday?

From Shay



Fay Brayton,
7 Lime Street,
York,
Yorkshire,
YL2 P98

Reading

Make a list of all the words you can find in the postcard that have the split digraph /u-e/.

The digraph must make the same sound as it does in tube (you) or rule (oo).

To June,

I am on a visit to see my gran and her new dog. The dog is called Duke. He is fluffy and cute.

My gran gave me a prune cake. I do not like prunes but I did not want to seem rude. Gran also gave me a lesson on her flute. I cannot play a tune yet but it was a lot of fun.


We went to a new swim park and there were lots of people there. The best part was a huge flume. I also went on a river rapid ride. You had to sit on a big, black tube and not let go. I had a good day but I think it cost my gran a fortune!

See you when I am back home.

Hugs from Luke xxx



June Reddy,
Brute Street,
Flukes Hole,
ZE1 4UE



Phonics



Please practise reading these sounds and words. Once children are confident reading them, their next step is to write them. Those sounds in the shaded boxes make more than one sound.

ay	ir	a-e	o	e
ea	ie	i	e-e	aw
oy	ue	u-e	ew	a
ou	u	i-e	o-e	

Please remember if you are unsure how to say these sounds please take a quick look at the Little Wandle website - <https://www.littlewandlelettersandsounds.org.uk/resources/for-parents/>

Before the end of last half term, the children also brought home their phonics practice sheet.

Here is a copy you might find useful.

bird	rude	nine	music	fever
paper	chew	glue	shake	pie
post	shield	stone	spider	athlete

Tricky Words

'Tricky words' are words that cannot easily be decoded ('sounded out' and read). This is because some of the sounds in the words are spelled in an unusual way. It is important for children to be able to read these words as they are among the most common words in English.

their	people	your	could	want
oh	Mr	Mrs	Ms	our
would	should	house	mouse	water

Writing

Yesterday you made lists of adjectives to describe what you could see in the pictures.

Today we would like you to put those adjectives into sentences.

Here are some possible sentence starters but you can choose your own depending on what you want to write.

I can see _____.

There are _____.

Don't forget capital letters, finger spaces and full stops.

Challenge

Can you include any of the following conjunctions in your sentences?

and but because

I can see a soft pink hat and a warm scarf.



There are bright lights along the street.



If you have been outside playing in the snow, you might also want to write about what you did!



History and Art

In November 1902 the teddy bear got its name when it was named after Theodore 'Teddy' Roosevelt, the President of the United States at the time.



Last half term we explored some of the toys that children may have played with in the past.

The teddy bear was a very popular toy, and still is!

In Art, we had a go at drawing our own pictures of teddy bears using different techniques with our pencils and pastels to create the texture of the bear's fur.

Can you draw one of the toys from the past that we looked at. You may want to draw a teddy again or prefer to draw something different this time.

You can use the pictures on this slide to copy or on the next slide you will find step by step instructions for different toys. You will also find the instructions we used in Art.



