



Friday 10th
January



Mrs. Legg



Nursery Home learning



Phonics

Tuning into Sounds – ‘d’

For each image, say the word with emphasis on the initial sound (‘d’).



dinosaur



dish



doll

Challenge! Can you find anymore ‘d’ sounds around your home?

Counting

Match the number to the amount.



Step 4

In this small step, children will **notice number symbols as labels**. Label buckets with numerals (number symbols) 1, 2 and 3 and encourage children to collect the corresponding number of beanbags for each bucket.



Encourage children to count, using 1-to-1 correspondence, to check how many they have collected before they put them in the bucket.

Other items you can use...

3 plates & some fruit

3 sheets of paper & small toys



3 pillowcases & some teddies

Try this fun game! [Ladybird Spots - Counting, Matching and Ordering game](#) (**'Counting'** 1-5)

Writing

Pencil Control


Draw the snowball patterns using a pencil and paper, or have a go at making marks with a stick in the snow!



Writing

Pencil Control

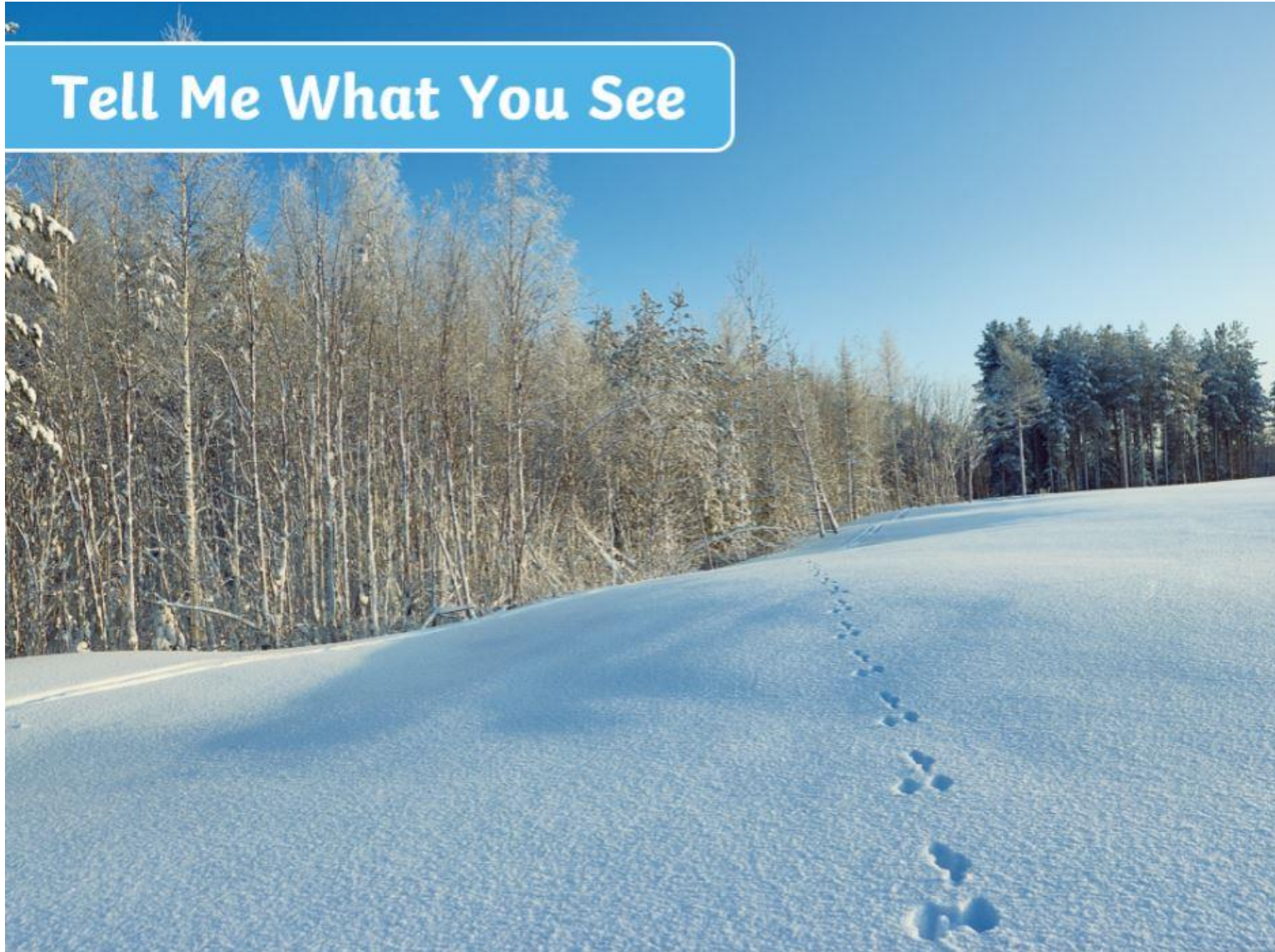
Draw the snowball patterns using a pencil and paper, or have a go at making marks with a stick in the snow!



Theme

Talk with your grown-up about what you can see in each photo.

Tell Me What You See



Theme

Talk with your grown-up about what you can see in each photo.

Tell Me What You See



Theme

Talk with your grown-up about what you can see in each photo.

Tell Me What You See



Theme

Talk with your grown-up about what you can see in each photo.

Tell Me What You See



Wrap up warm, and keep practising putting on your hat and coat independently!





Well done!



5 Dojo's!